




620

PERFORMANCE & COMFORT



RESTORING BALANCE TO THE CATAMARAN UNIVERSE

What does it mean to be in balance, to stay in balance?

We think it's finding that perfect place where our needs and desires are met in just the right measure.

The Balance 620 delivers that right measure with its balance of speed, design, quality, and comfort.



**“This is one very, very fast catamaran
laden or empty...a sort of BMW M series
for the open seas.” - Multihulls World, 2019**



The image shows the interior of a modern catamaran deck. In the foreground, there are two L-shaped seating areas with light blue cushions and teal pillows. A wooden table is positioned between them. In the background, the helm station features two large steering wheels and a dashboard with various controls. The deck is finished with light-colored wood planking. Large windows provide a view of a marina filled with other boats and buildings in the distance.

SHE'S DESIGNED
FOR CRUISERS
UNWILLING
TO SACRIFICE
SPEED

Perfect balance is achieved only when all competing elements work in harmony. This is Balance Catamarans' design philosophy. It is a never-ending drive for perfect balance.

With Balance Catamarans, every design and building element - down to the smallest detail - takes into consideration how it interacts with every other element.

PERFORMANCE

PRINCIPAL DIMENSIONS

Length Overall	18.90 m	62.01 ft
Length Waterline	17.70 m	58.06 ft
Beam	8.55 m	28.05 ft
Draft (Board Up)	1.27 m	4.17 ft
Draft (Board Down)	2.76 m	9.06 ft
Air Draft	27.37 m	89.80 ft
Displacement (Lightship)	19 500 kgs	43 000 lbs
Bridgedeck Clearance	1.15 m	3.77 ft
Maximum Displacement	25 350 kgs	55 895 lbs

SAIL AREAS

Sail Area Total (100% Foretriangle)	208.3 m ²	2 243 ft ²
Mainsail	140.6 m ²	1 513 ft ²
Working Jib	56.3 m ²	606 ft ²
Screacher/Reacher	119 m ²	1 280 ft ²
Asymmetric Spinnaker	281.2 m ²	3 025 ft ²

Balance Catamarans® reserves the right to make alterations to specifications and general arrangements without notifications.



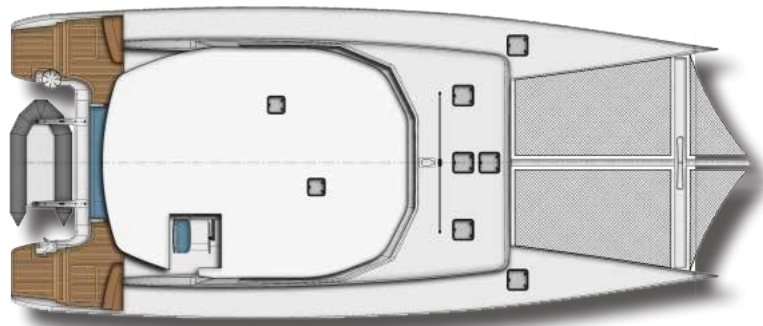
GREEN & STRONG

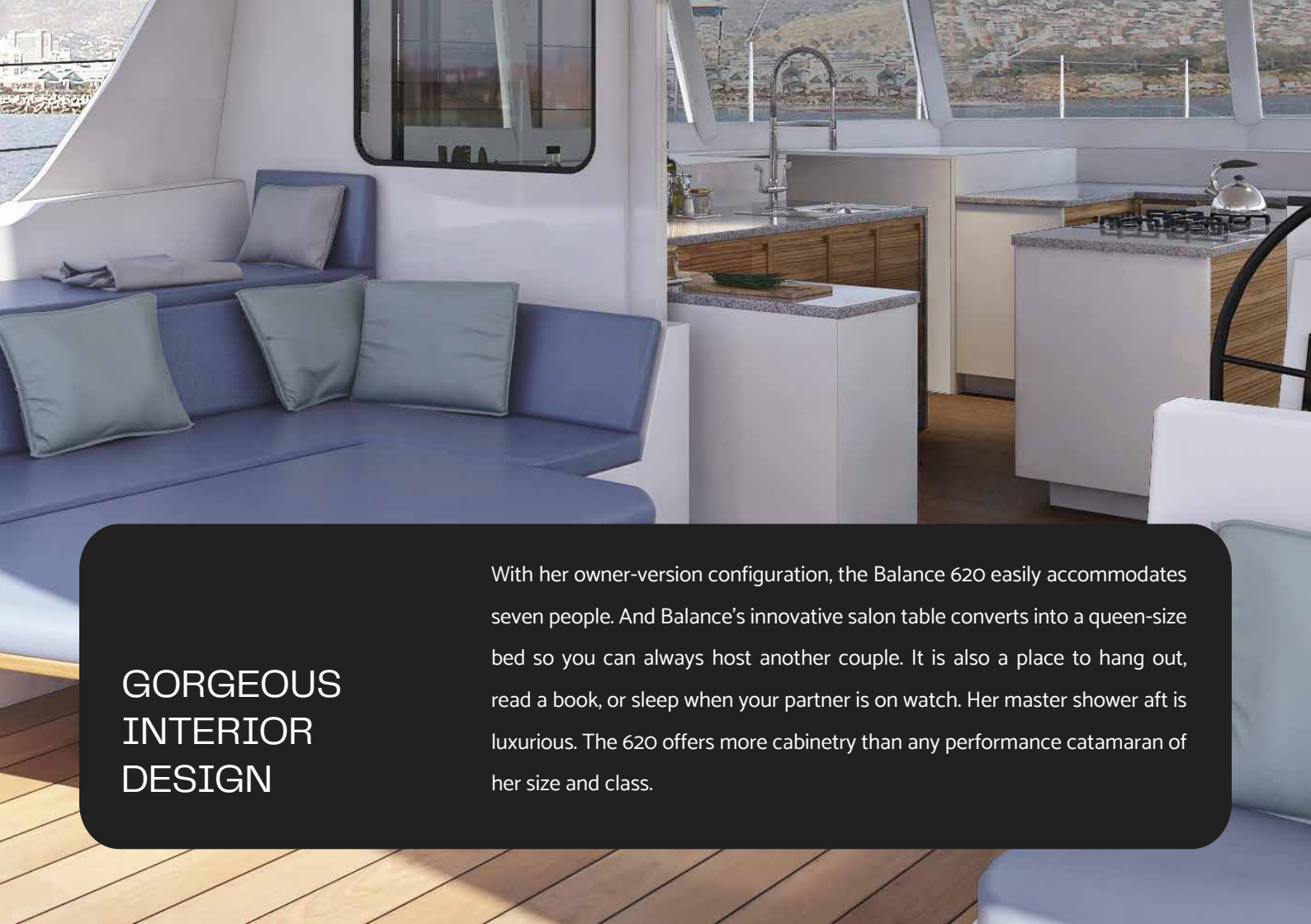
With her powerful 2 243-square foot-sail plan the Balance 620 ghosts along in 5 knots of wind while others are burning diesel. But when its blowing, furl in her headsails, reef her down, and fly. She is built to withstand the worst weather.

GENERAL

Engines	YANMAR 2x 4JH80 x SD60 2x 58.8KW / 2 x 80HP	
Fuel Capacity	2 x 1,000 liters	2 x 265 gals
Fresh Water Capacity	2 x 750 liters	2 x 200 gals
Black Water Capacity	2 x 80 litres	2 x 16 gals
Co-Designers	Phillip Berman and Du Toit Yacht Design	







GORGEOUS INTERIOR DESIGN

With her owner-version configuration, the Balance 620 easily accommodates seven people. And Balance's innovative salon table converts into a queen-size bed so you can always host another couple. It is also a place to hang out, read a book, or sleep when your partner is on watch. Her master shower aft is luxurious. The 620 offers more cabinetry than any performance catamaran of her size and class.

AWARD-WINNING VERSAHELM®

The new 620 delivers expansive sight lines, the result of technological innovations. The flow and openness between the main salon and cockpit are superbly designed with the VersaHelm® - a helm station that swings up and down with ease. The VersaHelm® has revolutionized all weather sailing and been copied by others. At Balance, our quest for perfect balance means we innovate, we create, we imagine better sailing experiences at every stage. And then we build it.





SPEED AND EASE OF OPERATION IN BALANCE

The 620 is fast, but how does she balance the need for speed with the reality of singlehanded sailing? Her self-tending blade jib makes tacking a simple matter of turning over the helm. All of her reefing and sail management takes place at the upper helm station.

With her dual furling headsails, electric winches, and mainsheet system that operates without a traveler, her ease of sailing is remarkable.



“It was clear that Berman and Du Toit had spent hundreds of hours to design what they felt was the ultimate blue-water performance cat.”

- Multihulls Quarterly

FAST BUT ALWAYS GRACIOUS

Design Matters
With Every Balance

We take our quest for perfect balance into every detail, making the Balance 620 a sheer delight to live on. It is the most gracious liveaboard catamaran to be found today. Its luxury is in perfect harmony with its power.






BALANCE 620

There truly is “no place like home.”


She's a pleasure to move about on whether that's cooking, sleeping, lounging, bathing, dining or entertaining friends and family. There is a place to store everything on the 620, and a lot of places to just hang out and relax. You can pilot her up top in fair weather, pilot her down in the cold, you can lounge and read inside or outside, turn your tables into beds, into dining tables, into pleasure nooks for reading or watching the latest film.





Balance Catamarans builds a range of semi-production, handcrafted performance sailing catamarans of uncompromising quality, ranging from 42 to 75 feet.

Balance Catamarans is a PA-based LLC with its offices in St. Augustine, Florida and Haverford, Pennsylvania

CONTACT US

 385 W. Lancaster Ave,
Suite 202, Haverford, PA 19041

 info@balancecatamarans.com
www.balancecatamarans.com

 +1 484-413-2132